



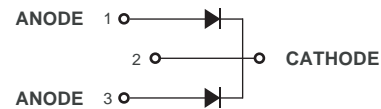
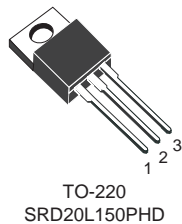
20A Trench Barrier Schottky Rectifier

PRODUCT SUMMARY (Per Leg)

V _{RRM}	I _O	V _F (MAX) @ 25°C	I _R (MAX) @ 25°C
150V	10A	0.85V	0.01mA

FEATURES

- Low forward voltage drop
- High forward surge capability
- Excellent High Temperature Stability



TO-220
SRD20L150PHD

ABSOLUTE MAXIMUM RATINGS (Per Leg) (T_C=25°C unless otherwise specified)

Symbol	Parameter		Value	Unit
V _{RRM}	Peak Repetitive Reverse Voltage		150	V
V _{RWM}	Working Peak Reverse Voltage		150	V
V _{RM}	DC Blocking Voltage		150	V
V _{R(RMS)}	RMS Reverse Voltage		105	V
I _O	Average Rectified Output Current	Per Leg	10	A
		Total	20	A
I _{FSM}	Non-Repetitive Peak Forward Surge Current 8.3ms Single Half Sine-Wave Superimposed on Rated Load		150	A

THERMAL CHARACTERISTICS (Per Leg)

Symbol	Parameter	Value	Unit
R _{θJC}	Thermal Resistance, Junction-to-Ambient	2	°C/W
T _J	Operating Temperature Range	-55 to 150	°C
T _{STG}	Storage Temperature Range	-55 to 175	°C

ELECTRICAL CHARACTERISTICS (Per Leg) (T_C=25°C unless otherwise specified)

Symbol	Parameter	Conditions	Min	Typ	Max	Unit
V _F	Forward Voltage Drop	I _F = 10A, T _J = 25°C		0.80	0.85	V
		I _F = 10A, T _J = 125°C		0.66	0.71	V
I _R	Leakage Current	V _R = 150V, T _J = 25°C		2.3	10	uA
		V _R = 150V, T _J = 125°C			8	mA

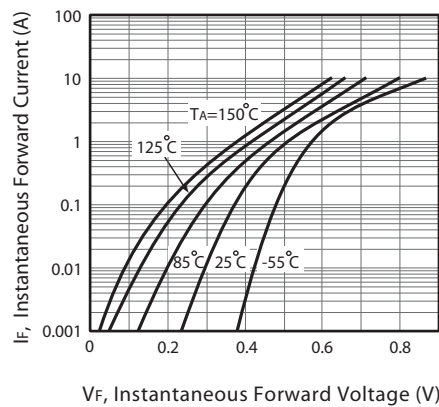


Figure 1. Typical Forward Characteristics

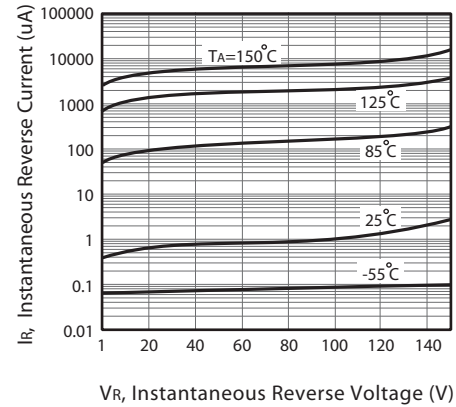


Figure 2. Typical Reverse Characteristics

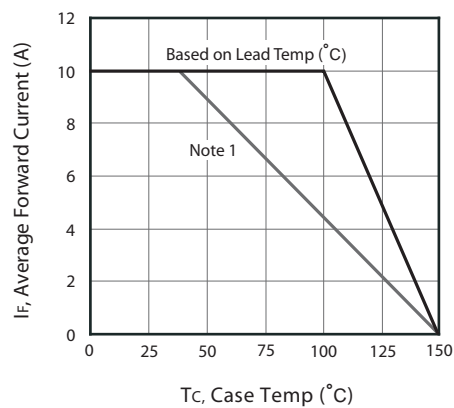


Figure 3. Forward Current Derating Curve

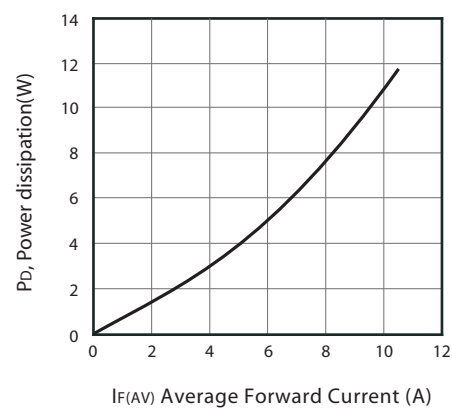


Figure 4. Forward Power Dissipation

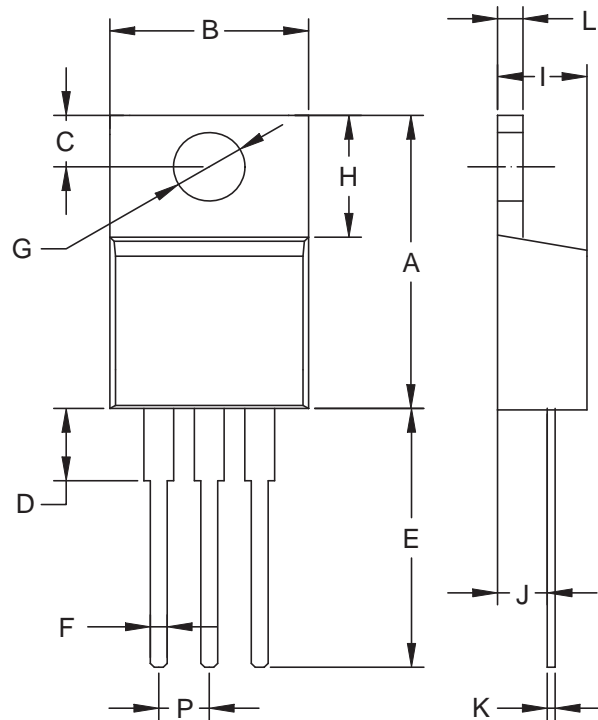
Note : 1.Device mounted on FR-4 substrate, 2oz copper.

SRD20L150PHD

Ver 1.2

PACKAGE OUTLINE DIMENSIONS

TO-220



SYMBOLS	MILLIMETERS		INCHES	
	MIN	MAX	MIN	MAX
A	14.55	15.32	0.573	0.603
B	-	10.50	-	0.412
C	2.62	2.87	0.103	0.113
D	3.56	4.06	0.140	0.160
E	13.00	14.30	0.510	0.560
F	0.68	0.94	0.027	0.037
G	3.74	3.91	0.148	0.154
H	5.84	6.86	0.230	0.270
I	4.44	4.86	0.175	0.185
J	2.54	2.79	0.100	0.110
K	0.35	0.64	0.014	0.025
L	1.14	1.40	0.045	0.055
P	2.41	2.67	0.095	0.105

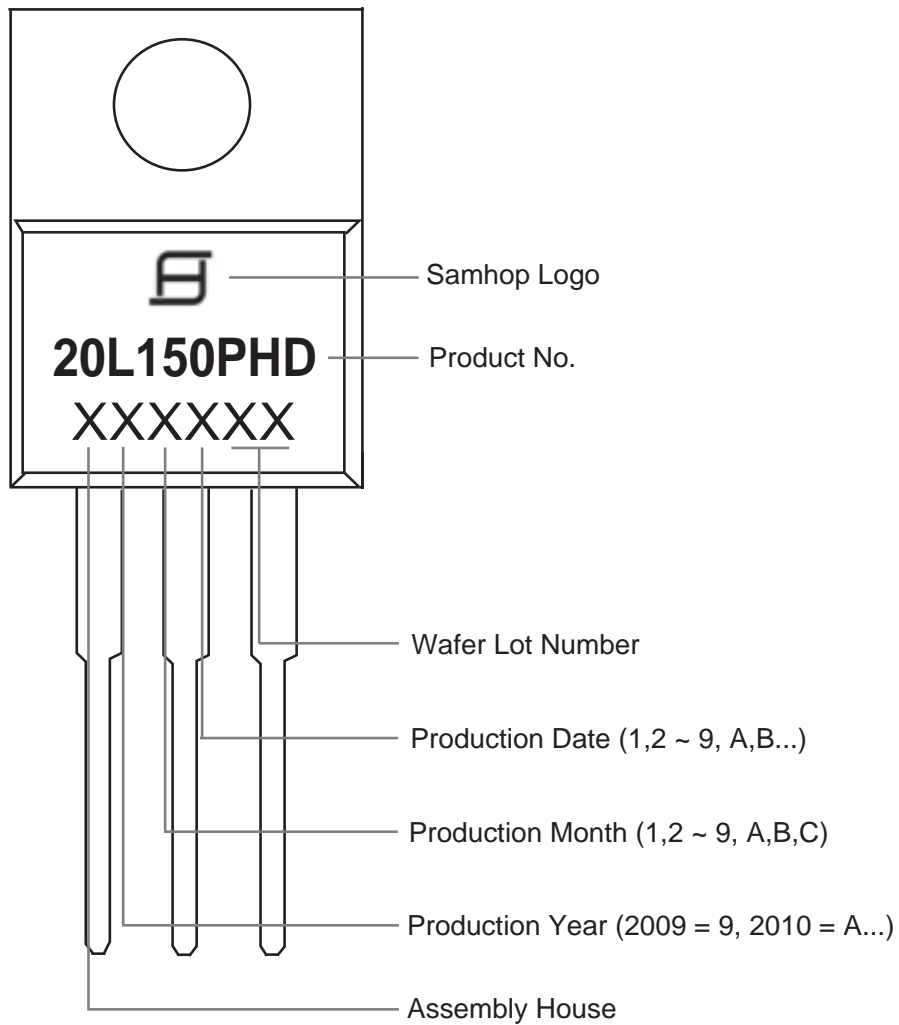
Jun,23,2015

SRD20L150PHD

Ver 1.2

TOP MARKING DEFINITION

TO-220



Jun,23,2015